

HELP CLIENTS FALL IN LOVE WITH A NEW RIDE

Did you know **45%** of used car buyers will turn down one or more trade-in offers.

BRANDSPARK KIJJI AUTOS RESEARCH 2018



ENGAGEMENT ON KIJJI AUTOS

The stats that matter at a glance

64M
VDP VIEWS

60k
CALLS

1.5M
EMAIL/CHAT REPLIES

51k
DEALERSHIP URL CLICKS

740k
TOTAL LIVE LISTINGS

86k
AVERAGE VIEWS PER LISTING

TOP 10 MOST POPULAR

BRANDS*

1. FORD	19,260
▲ 2. CHEVROLET	13,849
▲ 3. HONDA	12,305
▲ 4. DODGE	12,289
▼ 5. TOYOTA	11,931
▲ 6. GMC	7,661
▲ 7. BMW	6,452
▼ 8. NISSAN	5,953
▲ 9. VOLKSWAGEN	5,481
▲ 10. MAZDA	2,610

MODELS*

1. FORD F150	284
2. GMC SIERRA 1500	128
3. TOYOTA RAV4	120
▲ 4. CHEV SLVRD 1500	119
▲ 5. HONDA CRV	116
6. TOYOTA COROLLA	99
▼ 7. FORD ESCAPE	97
▲ 8. FORD MUSTANG	96
▲ 9. JEEP WRANGLER	83
▲ 10. TOYOTA MATRIX	31

AVERAGE LISTING PRICE

(Dealer Listings)

NEW	USED	OCT 2019
▲ +0.75% \$45,500	▲ +17.4% \$43,250	
\$45,160	\$36,845	OCT 2018

MASS-MARKET DOMESTIC



\$46,000 NEW
\$16,000 USED

MASS-MARKET IMPORT



\$34,300 NEW
\$15,845 USED

LUXURY



\$73,750 NEW
\$30,760 USED

EXOTIC



N/A NEW
\$136,000 USED

TOTAL LISTINGS


Created in October for Cars and Trucks

3 8 0 5 0 5

OCTOBER 2019

TOTAL VIEWS

By Body Segment
(Dealer Listings)



* Top 10 Most Popular Makes/Models ranked by user engagement via VDP Email Replies, URL Clicks and Clicks to Call. Arrows indicate change year over year.

HELP CLIENTS FALL IN LOVE WITH A NEW RIDE

Did you know **45%** of used car buyers will turn down one or more trade-in offers.

BRANDSPARK KIJJI AUTOS RESEARCH 2018



ENGAGEMENT ON KIJJI AUTOS

The stats that matter at a glance

ALBERTA

OCTOBER 2019

17.7M
VDP VIEWS

9.5k
CALLS

360k
EMAIL/CHAT REPLIES

11k
DEALERSHIP URL CLICKS

172k
TOTAL LIVE LISTINGS

103k
AVERAGE VIEWS PER LISTING

TOP 10 MOST POPULAR

BRANDS*

Rank	Brand	Count
1.	FORD	239
2.	TOYOTA	137
3.	CHEVROLET	133
4.	GMC	91
5.	DODGE	79
6.	HONDA	71
7.	JEEP	70
8.	NISSAN	59
▲ 9.	MERCEDES	52
▼ 10.	BMW	52

MODELS*

Rank	Model	Count
1.	FORD F150	72
▲ 2.	GMC SIERRA 1500	33
3.	CHEV SLVRD 1500	29
▲ 4.	JEEP GRND CHRK	24
▲ 5.	HONDA CIVIC	22
6.	TOYOTA RAV4	22
▼ 7.	FORD ESCAPE	21
8.	JEEP WRANGLER	21
▲ 9.	FORD MUSTANG	18
▲ 10.	CHEVROLET EQUINOX	6


AVERAGE LISTING PRICE

(Dealer Listings)

Category	Price	Change	Month
NEW	\$49,585	+3.6%	OCT 2019
USED	\$31,415	+13.5%	OCT 2019
NEW	\$47,871		OCT 2018
USED	\$27,668		OCT 2018

TOTAL LISTINGS

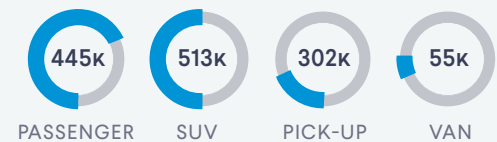
Created in October for Cars and Trucks



OCTOBER 2019

TOTAL VIEWS

By Body Segment
(Dealer Listings)



MASS-MARKET DOMESTIC



\$49,504 NEW
\$14,482 USED

MASS-MARKET IMPORT



\$34,128 NEW
\$15,955 USED

LUXURY



\$79,646 NEW
\$29,303 USED

EXOTIC



N/A NEW
\$81,405 USED

* Top 10 Most Popular Makes/Models ranked by user engagement via VDP Email Replies, URL Clicks and Clicks to Call. Arrows indicate change year over year.